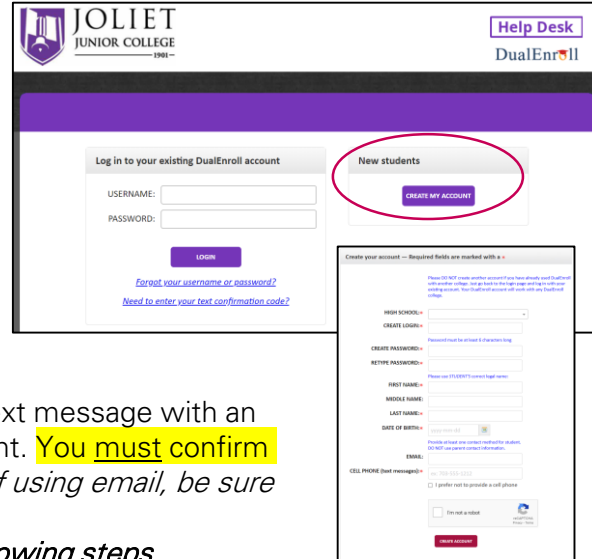


Welcome to the dual enrollment program at Joliet Junior College! Joliet provides a convenient online registration process using DualEnroll.com. Here's how to register for your course(s).

First Time Students - Create an Account

You can register by computer or right on your smart phone by entering <https://jjc.dualenroll.com> and clicking on **CREATE MY ACCOUNT**.

Complete the **New Student Registration** form to create your account. Provide all information including a login name and password. All fields marked with a red asterisk (*) are required. You must provide either an email account or cell phone number to create the account. If a cell phone is used, standard text message rates apply.



Once you click **CREATE ACCOUNT**, you'll receive either a text message with an activation code or an email with a link to confirm your account. **You must confirm your account before you can proceed with the registration.** *If using email, be sure to check your junk and spam folders for the email.*

Log back into your DualEnroll account and complete the following steps.

Joliet Junior College has six application steps. Completed steps are listed in green under **Application Steps**, and the current step is shown in orange. Complete all required fields which are marked with an asterisk and click the **update** button after completing a step.

Mac MacDonald - BOLINGBROOK HIGH SCHOOL

APPLICATION STEPS

- Account
- Student Information
- Student Demographics
- Terms and Conditions
- FERPA Consent
- Parent Information

First Name * Middle Name Last Name *

Gender * Birth Date *

Street Address *

City * State * Zip *

Cell Phone *

SSN (no dashes) (815) 280-2

Joliet Junior

Likely Initial

Transfer To

- Public
- Public
- Private
- Private
- Undecided

Reason

- To prepare for transfer to a 4yr college or university
- To improve skills for my present job
- To prepare for a future job immediately after attending
- To prepare for the GED test or improve basic academic skills (includes ESL as a second language)
- For personal interest/self development - not career oriented
- Other

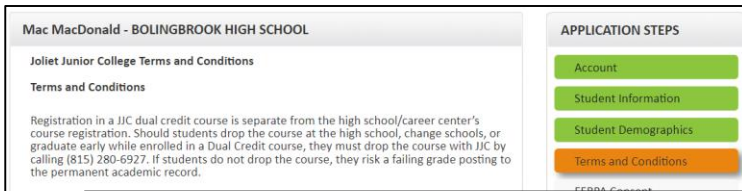
Educational Goals

- I only plan to complete one or several courses
- I plan to complete a Certificate
- I plan to complete an Associates Degree

UPDATE

Step 1: Student Information
Provide your contact information.

Step 2: Student Demographics



Mac MacDonald - BOLINGBROOK HIGH SCHOOL

Joliet Junior College Terms and Conditions

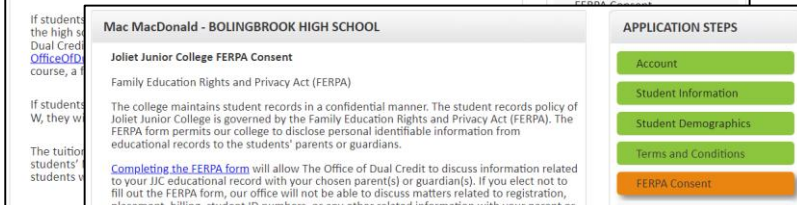
Terms and Conditions

Registration in a JJC dual credit course is separate from the high school/career center's course registration. Should students drop the course at the high school, change schools, or graduate early while enrolled in a Dual Credit course, they must drop the course with JJC by calling (815) 280-6927. If students do not drop the course, they risk a failing grade posting to the permanent academic record.

APPLICATION STEPS

- Account
- Student Information
- Student Demographics
- Terms and Conditions

Step 3: Terms and Conditions
Accept the terms and conditions of enrollment.



Mac MacDonald - BOLINGBROOK HIGH SCHOOL

Joliet Junior College FERPA Consent

Family Education Rights and Privacy Act (FERPA)

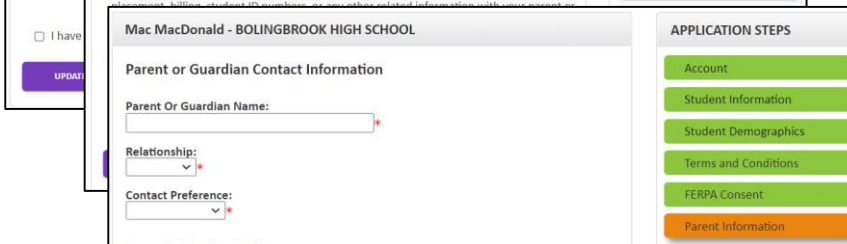
The college maintains student records in a confidential manner. The student records policy of Joliet Junior College is governed by the Family Education Rights and Privacy Act (FERPA). The FERPA form permits our college to disclose personal identifiable information from educational records to the students' parents or guardians.

Completing the FERPA form will allow The Office of Dual Credit to discuss information related to your JJC educational record with your chosen parent(s) or guardian(s). If you elect not to fill out the FERPA form, our office will not be able to discuss matters related to registration, enrollment, billing, or other matters related to your dual credit enrollment.

APPLICATION STEPS

- Account
- Student Information
- Student Demographics
- Terms and Conditions
- FERPA Consent

Step 4: FERPA Consent
Indicate that you agree with the FERPA Consent



Mac MacDonald - BOLINGBROOK HIGH SCHOOL

Parent or Guardian Contact Information

Parent Or Guardian Name: *

Relationship: *

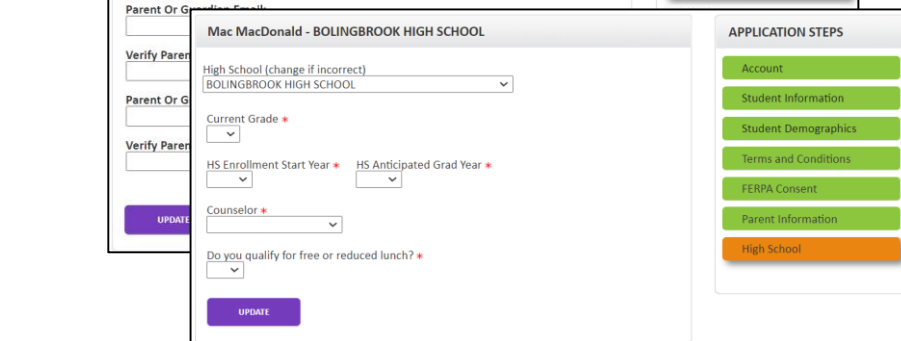
Contact Preference: *

Parent Or Guardian Email: *

APPLICATION STEPS

- Account
- Student Information
- Student Demographics
- Terms and Conditions
- FERPA Consent
- Parent Information

Step 5: Parent Information
Enter parent contact preference and information. *Parent contact information cannot be the same as the student contact information.*



Mac MacDonald - BOLINGBROOK HIGH SCHOOL

Verify Parent High School (change if incorrect): BOLINGBROOK HIGH SCHOOL

Parent Or Guardian Current Grade: *

Verify Parent HS Enrollment Start Year: * HS Anticipated Grad Year: *

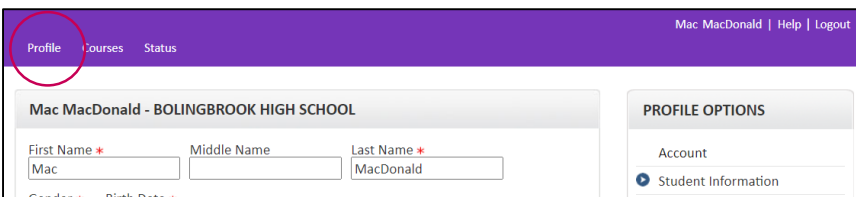
Counselor: *

Do you qualify for free or reduced lunch? *

APPLICATION STEPS

- Account
- Student Information
- Student Demographics
- Terms and Conditions
- FERPA Consent
- Parent Information
- High School

Step 6: High School
Enter your high school information.



Mac MacDonald | Help | Logout

Profile Courses Status

Mac MacDonald - BOLINGBROOK HIGH SCHOOL

PROFILE OPTIONS

Account

Student Information

You can always go back and edit any of the steps by clicking on your Profile tab at the top of the screen.

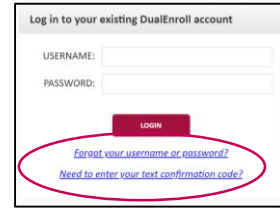
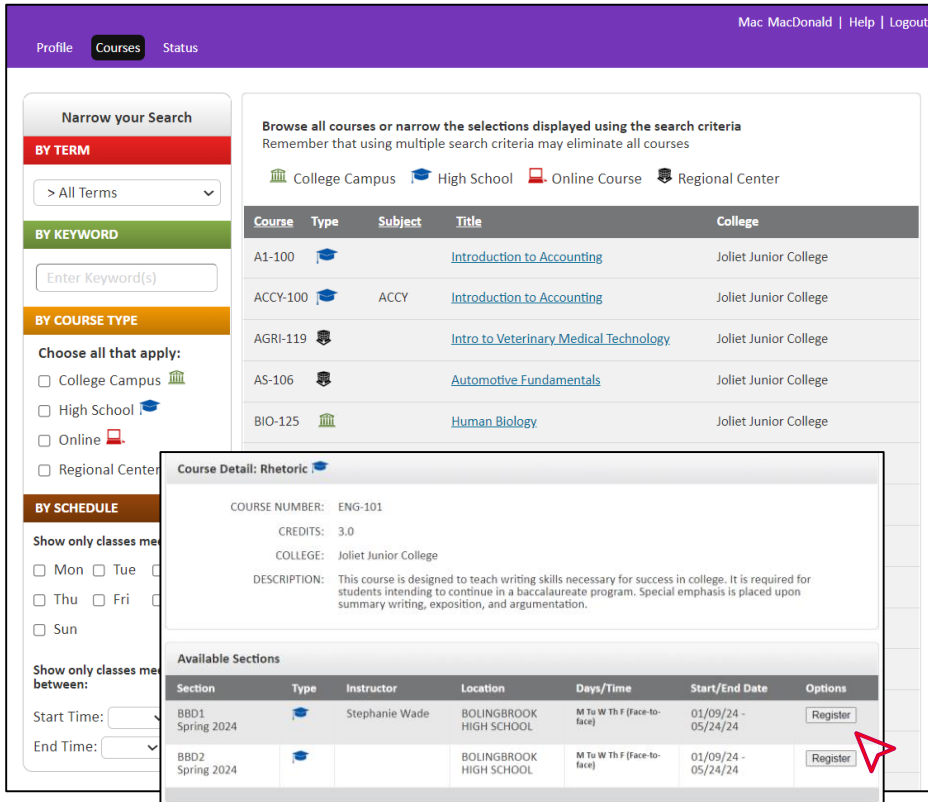
Your account is now ready for use, and you can begin registering for courses.

STOP HERE

REGISTRATION FOR COURSES WILL TAKE PLACE IN THE CLASSROOM WITH YOUR INSTRUCTOR

Student Guide - Course Registration

If you've forgotten your username or password, we have you covered. You can retrieve your username and/or reset your password using the link on the login screen. You can also enter a Help Desk ticket by clicking the Help Desk button in the upper right corner of the screen.

Narrow your Search

BY TERM


> All Terms


BY KEYWORD


Enter Keyword(s)


BY COURSE TYPE

Choose all that apply:

College Campus 

High School 

Online 

Regional Center 

BY SCHEDULE

Show only classes meeting on:

Mon Tue Wed Thu Fri Sat Sun






Show only classes meeting between:

Start Time:

End Time:



Browse all courses or narrow the selections displayed using the search criteria
Remember that using multiple search criteria may eliminate all courses

College Campus High School Online Course Regional Center

Course	Type	Subject	Title	College
A1-100			Introduction to Accounting	Joliet Junior College
ACCY-100		ACCY	Introduction to Accounting	Joliet Junior College
AGRI-119			Intro to Veterinary Medical Technology	Joliet Junior College
AS-106			Automotive Fundamentals	Joliet Junior College
BIO-125			Human Biology	Joliet Junior College

Course Detail: Rhetoric

COURSE NUMBER: ENG-101
CREDITS: 3.0
COLLEGE: Joliet Junior College
DESCRIPTION: This course is designed to teach writing skills necessary for success in college. It is required for students intending to continue in a baccalaureate program. Special emphasis is placed upon summary writing, exposition, and argumentation.

Section	Type	Instructor	Location	Days/Time	Start/End Date	Options
BBD1 Spring 2024		Stephanie Wade	BOLINGBROOK HIGH SCHOOL	M Tu W Th F (Face-to-face)	01/09/24 - 05/24/24	Register
BBD2 Spring 2024			BOLINGBROOK HIGH SCHOOL	M Tu W Th F (Face-to-face)	01/09/24 - 05/24/24	Register

Register for Course(s):

Once you are logged into your account, click on the **Courses** tab to review the list of available courses.

The course finder shows you which courses are being offered for your school. Use any of the filtering options on the left to narrow down your search. Click on the course name to see the detailed class description and available sections.

When you've made your decision on a course and section, click the **REGISTER** button to start the registration process.

Your part of the registration is done for now. You will receive an email letting you know when your registration is complete or if more information is needed. You may register for other courses under the Courses tab, or check your registration status under the Status tab.

Student: Provide Feedback

Placeholder text.

Student Name: [Mac MacDonald](#)
High School: BOLINGBROOK HIGH SCHOOL
Student ID: 0892909
Term: Spring 2024
Course: Introduction to Accounting A1-100 (DOUG1)

[Choose File](#) No file chosen Kind of Document:

Comments from College (06/03/2024): asd

Comments

Note: comments entered here are private and will be visible only to other participants with approval roles.

Or upload a comments file (PDF only): [Choose File](#) No file chosen

Private?

[COMPLETE STEP](#)

Provide Feedback:

The college may require additional information, or there may be an issue completing your registration. This screen will explain the issue; provide the solution.

Click **COMPLETE STEP**.

Parent Consent

Once your student initiates the registration process, you will receive ongoing email and/or text notifications. The notifications will either provide you with an update on the status OR request consent to register for given term. *Note, sometimes the email notifications are delivered to your JUNK or SPAM folder – check these folders for the notifications.*

Notification for consent will include an active link to access the online form. Simply click on the link to access the online consent form.

Dear Parent/Guardian,


You have a task, Provide Consent , related to the following:

Student: Mac MacDonald
College: Joliet Junior College
Term: Spring 2024

[Click here](#) to review the documentation and complete your task.

No additional instructions provided for this task.

You have received this email because Mac MacDonald provided your email as their parent/guardian's email address to DualEnroll.com.



Parent: Provide Consent

[Mostrar en Español](#)

Does Mac MacDonald qualify for free or reduced lunch?

Yes
 No

Registration in a JJC Dual Credit course is separate from the high school/career center course registration. Your student will earn college credit with JJC upon successful completion of the Dual Credit course with a grade of C or better. By consenting to your student's enrollment, you agree to the financial terms associated with Dual Credit courses. All Dual Credit courses are assessed at the tuition rate of \$12 per credit hour, and payment is due upon course registration. Tuition statements and charges appear in the student's MyJJC account upon course registration. Tuition is waived for students who qualify for the Federal Free and Reduced Lunch Program.

Sign electronically by entering your first and last name:

[DECLINE PARENT CONSENT](#)

Click 'Complete Step' to give permission for your child to take this course and agree to the above

[COMPLETE STEP](#)

Provide your electronic signature by **selecting Approve.**

There is an option for Spanish-speakers to complete a Spanish language consent form.

Click **COMPLETE STEP.**

Note: Parents do not have accounts that allow you to log into the system; only students can log directly into DualEnroll.com.